

# ReddyPort™ Moisturizer Pack

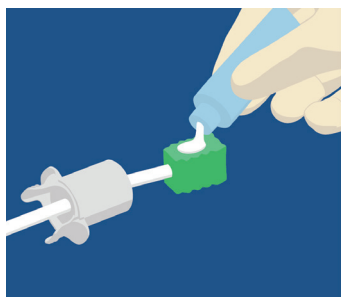
## Instructions for Use (IFU)

The applicator swab included in the Moisturizer Pack is used to moisten a patient's mouth.



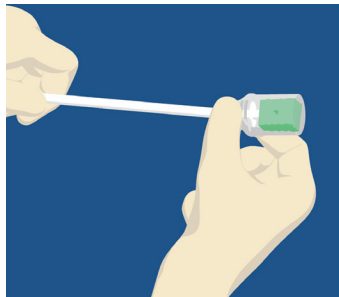
## Applicator and Suction Swab

The suction swab connects to wall suction and is used to apply the oral rinse, clean and suction excess fluid.



**STEP 1: APPLY** mouth moisturizer or water to swab.

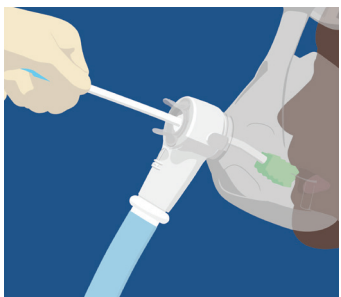
**WARNING:** When applying mouth moisturizer to swab, **DO NOT** get gel onto protective guard. It can cause device to slide out of elbow.



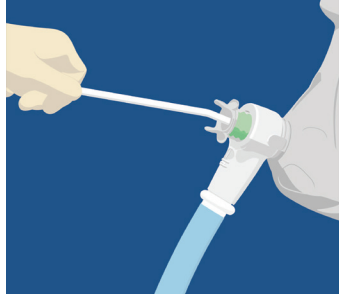
**STEP 2: RETRACT** swab into protective guard to cover it. With swab covered, insert protective guard into elbow using finger grips.



**STEP 3: INSERT** protective guard into elbow using figure grips. Ensure protective guard is completely inserted.



**STEP 4: APPLY** mouth moisturizer to mouth and lips as needed.




**STEP 5: REMOVE** swab by gently pulling on the stick to retract into protective guard. Continue pulling until device slides out of elbow.

For drug facts information please refer to the Mouth Moisturizer packaging.

For any inquiries contact ReddyPort at [1.801.899.3036](tel:18018993036) or email [info@reddyport.com](mailto:info@reddyport.com)

To view our in-service video visit [reddyport.com/resources](https://reddyport.com/resources)

 SMD Manufacturing, LLC  
918 S 500 W STE A  
Salt Lake City, UT, 84101 USA  
Manufactured for ReddyPort

[reddyport.com](https://reddyport.com)

REDDYPORT